

Hose Type 8/2WHT®

82WHT458

SPIR STAR®

High Temperature

ID8 - Series: H

Applications

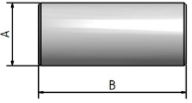
Oil and Gas: Methanol service (oil rigs, distribution panels, umbilicals), jumper/ subsea well control, chemical injection, control of subsea hydraulic components, nitrogen service, Gaseous media handling

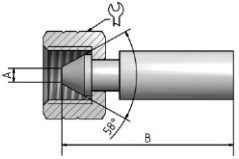
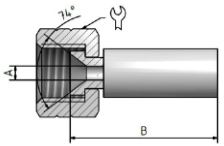
Technical Information

Inner Core: Polyvinylidenfluoride (PVDF)
Pressure Support: 2 open layers, 2 dense layers of high-tensile steel wire
Outer Cover: Polyvinylidenfluoride (PVDF)
Color: Grey
Temperature: -20°C to +150°C [-4°F to 300°F]



Ø ID	Ø OD	Working Pressure (SF 3.7:1)	Working Pressure (SF 4.0:1)	Burst Pressure	Bend Radius	Weight	Insert ID
8,0 mm	14,5 mm	745 bar	690 bar	2.760 bar	250 mm	0,400 kg/m	4,0 mm
0,31 inch	0,57 inch	10.800 psi	10.000 psi	40.000 psi	9,84 inch	0,268 lbs/ft	0,16 inch

Part no.	Thread	Material	Dimensions (mm)				Sleeve
			A	B	C	⚙	
Sleeve							
10830145	-	AISI 316Ti	20,7	56	-	-	

Part no.	Thread	Material	Nut	Dimensions (mm)				Insert
				A	B	C	⚙	
Type M female swivel								
20820665H	3/4"x16UNF	AISI 316Ti	50840605	4	76	-	24	
JIC female swivel								
20820615H	9/16"x18UNF	AISI 316Ti	50820605	4	66	-	19	
20820605H	3/4"x16UNF	AISI 316Ti	50840605	4	72	-	24	

Hose Type 8/2WHT®

82WHT458



High Temperature

ID8 - Series: H

Part no.	Thread	Material	Relief bores	Dimensions (mm)				Swivel nut
				A	B	C	Ø	
Swivel nut								
50820605	9/16"x18UNF	AISI 316Ti	1 radial	10,6	18	14	19	
50840605	3/4"x16UNF	AISI 316Ti	1 radial	12,2	22,5	17,5	24	

Part no.	Mesh length (mm)	Overall length (mm)	Breaking strength (kN)	Suitable for SPIR STAR® hose outer diameter (mm)	Hose securing grip
9056400	600,00	740,00	10,20	10-15	

Important Information!

In case of accidental leakage when transferring hot medium through SPIR STAR hoses the potential for injury exists from escaping fluids at high temperature (up to 150 C or 300F) while under pressure. When used for this purpose SPIR STAR HT series hoses should only be used when there is appropriate protecting devices in place to rule out the possibility of injury. The protecting devices may be removed only (e.g. for repairs) after the hose assembly has been depressurized and cooled to ambient temperature.

Production related variations of the burst pressure of up to 5 % are possible. Other colors upon request.

Maximum test pressure (1120 bar / 16240 psi).

The safety factors between the burst pressure and the working pressure as well as the test pressure depend on the operating conditions. For gaseous media the outer cover is to be pinpricked.

Regarding the safety factor for gaseous media please contact your local SPIR STAR® assembling center.

The indicated working pressure refers to the hose only. Depending on the used fitting the permitted working pressure of a hose assembly may be less.

We reserve our rights for technical changes without notice. Subject to printing errors.